



Installations Instructions

www.vikingbags.com | 888-208-1949 | support@vikingbags.com

Parts List

- 1- Motorcycle Bag
- 2- Rain Cover
- 3- Mounting Straps
- 4- Installation Instructions

Step 1

Lift the passenger seat and place mounting pad over the fender.

Step 2

When you have placed the pad on the rare fender under the seat, please reinstall passenger seat.



Fig.A

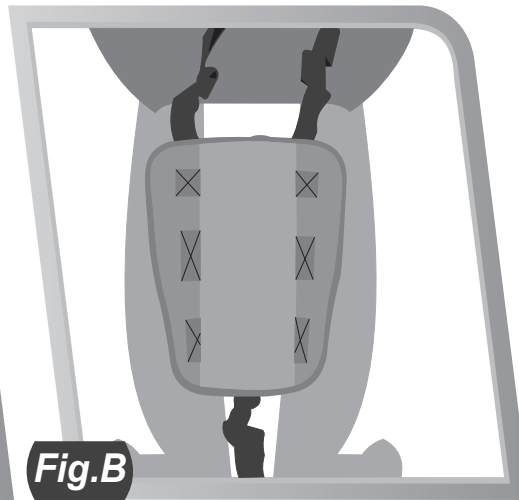


Fig.B

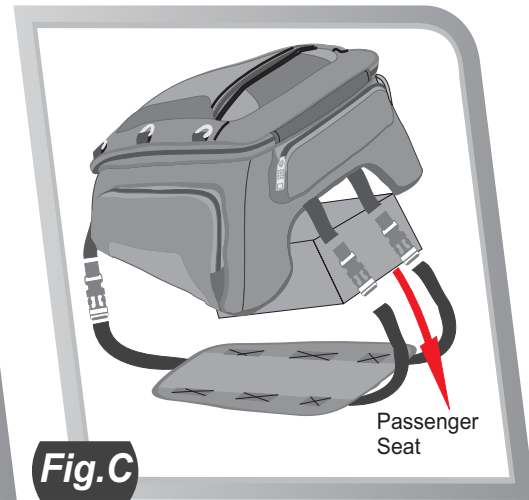


Fig.C

Passenger Seat

Step 3

Set the bag onto the seat and connect the metal hooks at the end of each strap to the D-rings on each corner of the bag. Pull the strap to tighten the bag to the seat. Secure any loose or extra strap material.

Note

The backpack strap is included which helps rider carry the sissy bar bags easily.

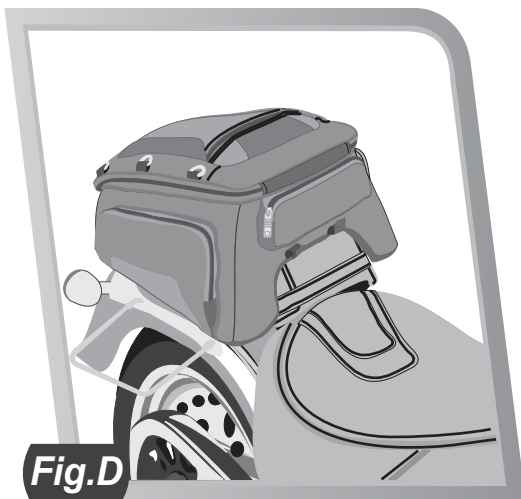


Fig.D



Installations Instructions

www.vikingbags.com | 888-208-1949 | support@vikingbags.com

Warning

READ ALL INSTRUCTION THOROUGHLY BEFORE STARTING!

You are responsible for the correct installation and safe use of this bag. Seek qualified instruction if you are uncertain about its capabilities and limitations or if you need help with installation. Use of the bag in a manner other than its intended purpose or contradictory to the warning and instruction provided could cause loss of control of your motorcycle, possibly resulting in personal injury or death.

- Do not use this bag if any part of the motorcycle system has deteriorated, loosened or is beginning to fail. If you have any doubts as to the security of bag's installation, stop using it.
- After every stop check the bag to be certain that it did not shift while riding and verify that the straps will not contact or interfere with any part of the drivetrain, suspension, brakes or wheels.
- Do not exceed 15 pounds total weight of bag, contents and attachments or the load limits of the motorcycle as specified in the owner's manual supplied with the bike or from the bike manufacturer.
- When the bag is removed, all loose straps must be removed from the motorcycle, or secured, so that they do not contact or interfere with any part of the drivetrain, suspension, brakes or wheel before operating the motorcycle.
- Always remove or stow all shoulder and backpack straps before attaching bag to motorcycle.